

Easy to Use

- PC software free of charge for wireless monitoring of the PV plant via *Bluetooth* or *Speedwire*
- Quick overview of yields and status

User-friendly

- Intuitive operation
- Graphic display of key PV system data

Reliable








- Long-term archiving via data export in CSV format
- Rapid diagnosis via access to measured values and event memory

SUNNY EXPLORER

The free PC software solution

Switch on your laptop or PC and start Sunny Explorer – that's all that's needed to give operators and installers an overview of their PV plant. The key plant data can be visualized on the PC or laptop. Energy values and events can be archived long-term by means of data export in CSV format, and processed and visualized in Excel. Sunny Explorer also provides support during inverter parameterization: because no complicated cabling is needed, PV plant maintenance is convenient and fast.

Technical data	Sunny Explorer
Languages	
Available languages	German, English, Spanish, Italian, French, Czech, Greek, Korean, Portuguese, Dutch
System requirements	
Supported operating systems	Windows XP (Service Pack 2), Windows Vista (32 Bit), Windows 7, Windows 8, Windows 10
Communication	
Inverter communication	Bluetooth or Speedwire
Max. number of devices	1 Master: 50 / 2 Masters: 25
System information	
Plant overview	Ideally suited for an overview over the entire PV plant by presentation of the most important data
System settings	Simple parameter setting for an entire device class
Current system values	Summary of current device data. The display of minimum and maximum values, sums and averages (depicted for every device category) provides the operator with detailed information about the current status of their PV plant
Device information	
Device overview	The most important device information at a single glance
Device settings	Individual parameter adjustment for each device
Current device values	Detailed information on the current values of the selected device
Events	Rapid event analysis with use of the device analysis functions and direct viewing of recorded events
Data export	
Daily data	Easy overview of the PV plant performance data stored every 5 minutes, with daily storage of a file containing the values for all inverters
Monthly files	Long-term overview of the PV plant daily yields, with monthly storage of a file containing the values for all inverters
Events	Rapid overview of all events that were written to a file for a selected time frame

 <p>Quick overview of PV plant status</p>	 <p>Display of essential plant data</p>	 <p>Configuration of individual devices or an entire device category</p>	 <p>Communication with the inverters via Bluetooth® and Speedwire</p>
 <p>Easy diagnostics due to event log display</p>	 <p>Safe data transfer through encrypted data communication (SMA Speedwire Secured Communication)</p>	 <p>Long-term archiving via data export in CSV format</p>	